



AE 119

Housing expansion probe

FEATURES

- » From the Vibro-Meter® product line
- » Eddy current principle
- » Integrated processing electronics
- » Measurement range: 50 mm or 100 mm
- » Splash proof (IP54 protection rating)



AE 119
(50 mm measuring range)

DESCRIPTION

The AE 119 transducer uses the eddy current principle so it is non-wearing. The processing electronics are contained in its supporting body and it requires a 20 to 32 V_{DC} supply to produce an output signal that is proportional to the measured absolute expansion.

The transducer uses the 2-wire current transmission technique. The output current range is from 4 to

20 mA, with the maximum current given when the rod is fully extracted.

The AE 119 housing expansion probe can measure the absolute expansion that all thermal machines experience due to variations in temperature. The transducer is available with either a 50 mm or 100 mm measuring range and is suitable for medium or large gas turbines and steam turbines.



Information contained in this document may be subject to Export Control Regulations of the European Union, USA or other countries. Each recipient of this document is responsible for ensuring that transfer or use of any information contained in this document complies with all relevant Export Control Regulations. ECN N/A.

SPECIFICATIONS

Electrical

Input power requirements

- *Voltage* : +20 to +32 V_{DC}
- *Current* : 60 mA nominal at 24 V_{DC} (70 mA max.)
- *Max. load resistance* : 500 Ω

Operating

Frequency response

- *Electrical* : 0 to 1000 Hz
- *Mechanical* : 0 to 5 Hz

Accuracy

- *Linearity* : <1% of FSD
- *Resolution* : <0.05‰ of FSD
- *Reproducibility* : <0.05‰ of FSD

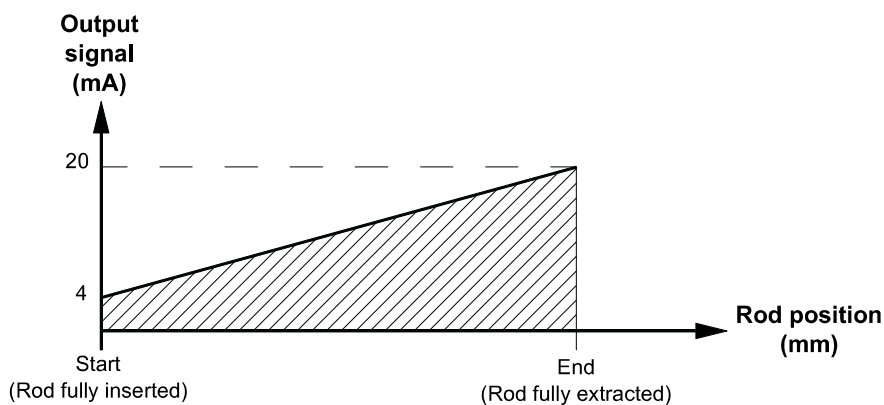
Temperature drift

- *On zero* : <150 ppm/°C of FSD
- *On sensitivity* : <150 ppm/°C of FSD

Output signal

- *Constant current signal* : 4 to 20 mA
- *Start position* : Adjusted to 4 mA \pm 0.15 mA (rod fully inserted)
- *End position* : Adjusted to 20 mA \pm 0.3 mA (rod fully extracted)

Note: The transducer and measuring tube are calibrated at the factory



Environmental

Temperature range

- *Operating* : 0 to +80°C
- *Storage* : 0 to +100°C

Protection rating
(according to IEC 60529)

: IP54

Admissible shock
(according to IEC 60068-2-27)

: Half-sine, 3 ms duration

- *Radial* : 100 g
- *Axial* : 300 g

SPECIFICATIONS *(continued)*

Mechanical

Weight

- *AE 119 housing expansion probe – 50 mm* : 4.0 kg
- *AE 119 housing expansion probe – 100 mm* : 5.1 kg

Mounting

: The transducer is fixed by means of a mounting flange and M10 bolts

Material

: Aluminium and stainless steel

Spring forces

F_0 , initial force on the spring when the measurement rod is fully extracted (corresponding to 0 mm)

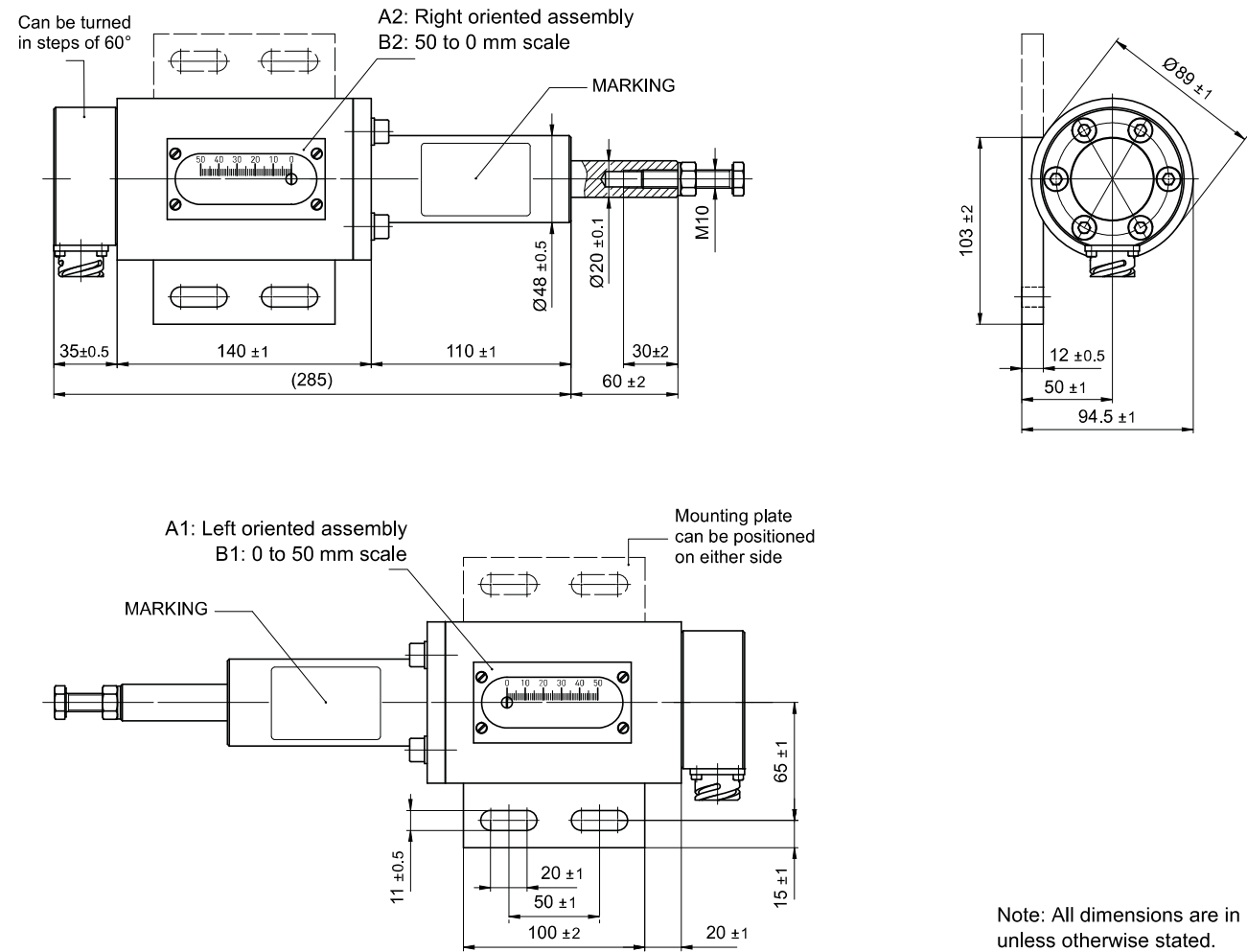
- *AE 119 housing expansion probe – 50 mm* : 30 N
- *AE 119 housing expansion probe – 100 mm* : 20 N

F_{\max} , force on the spring when the measurement rod is fully inserted (corresponding to 50 or 100 mm)

- *AE 119 housing expansion probe – 50 mm* : 73 N
- *AE 119 housing expansion probe – 100 mm* : 74 N

MECHANICAL DRAWINGS AND ORDERING INFORMATION

AE 119 housing expansion probe – 50 mm



Ordering number: 800-119-000-025- A B

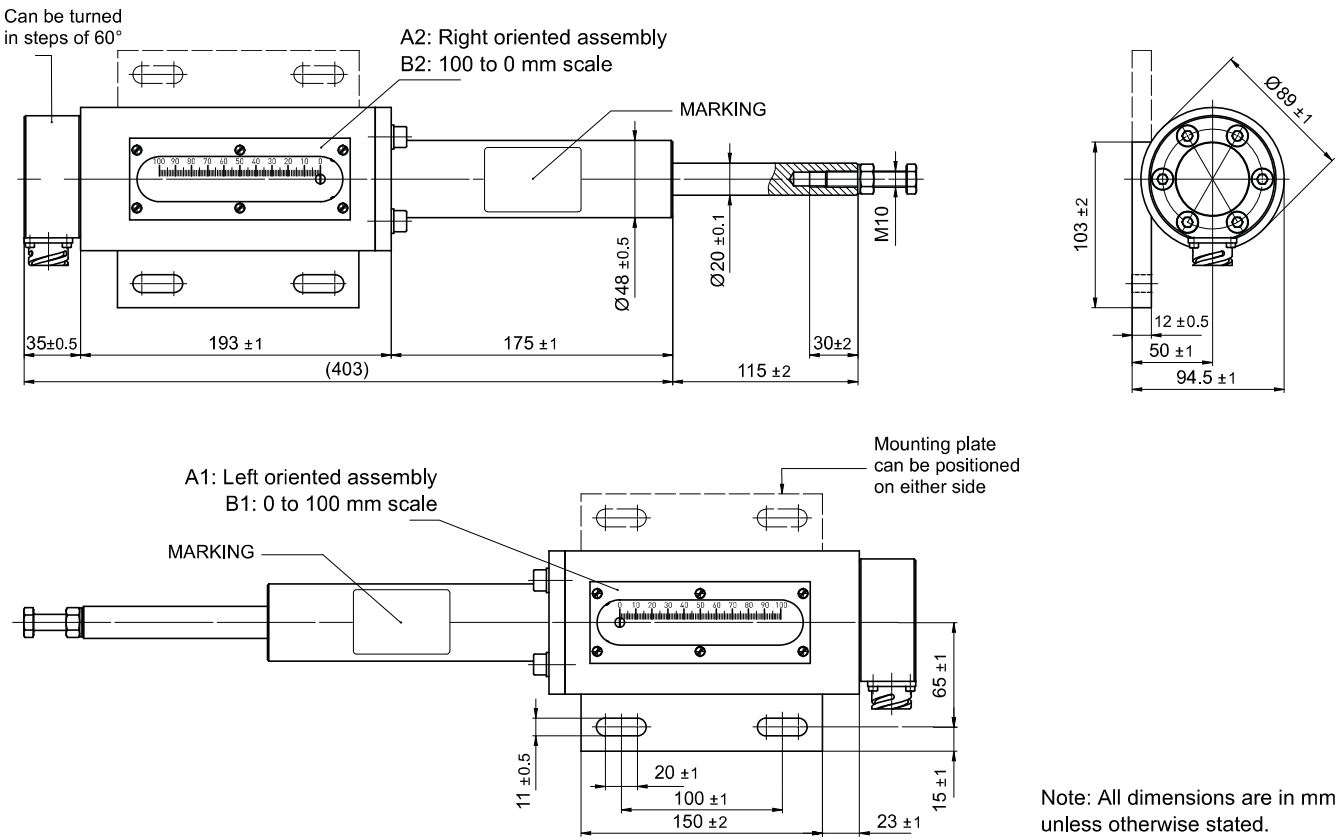
Orientation (A)	
Left	1
Right	2

(1) Scale (B)	
0 to 50 mm	1
50 to 0 mm	2

(1) Reading from left to right.

MECHANICAL DRAWINGS AND ORDERING INFORMATION (continued)

AE 119 housing expansion probe – 100 mm



Ordering number: 800-119-000-112- A B

Orientation (A)	
Left	1
Right	2

(1) Scale (B)	
0 to 100 mm	1
100 to 0 mm	2

(1) Reading from left to right.

EH 140 cable assembly for AE 119

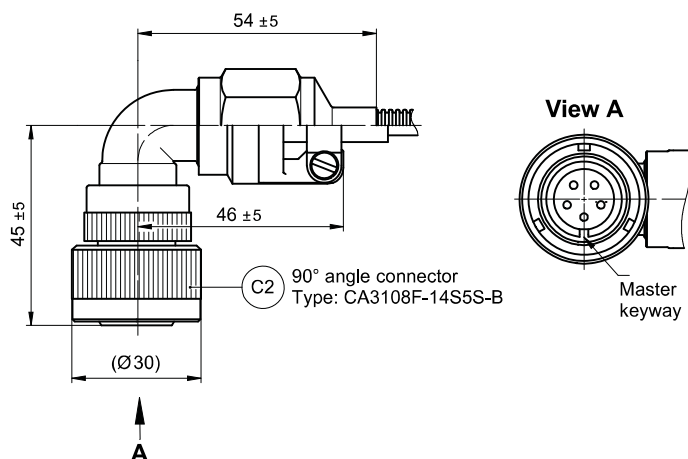


Diagram illustrating the connection of a cable assembly. The components shown are a Connector, Cable, and Endsleeve.

The Connector has pins labeled E, A, C, B, and D. The Cable has a shield and four conductors. The Endsleeve has a shield and four conductors.

The connections are as follows:

- 1 Supply (Vcc) to pin A
- 2 Common (0 V) to pin B
- 3 Input/Output to pin C
- 4 Common (0 V) to pin D
- Green Shield, connected to Common (0 V)

Note: All dimensions are in mm unless otherwise stated.

Ordering number: 943-140-000-031-

C	
---	--

 —

L1	
----	--

 —

L2	
----	--

Flexible protection tube (L2)	
None	L2: 0
Length in mm from 500 mm to 20000 mm, in multiples of 500 mm	L2: x

Headquartered in the UK, Meggitt PLC is a global engineering group specializing in extreme environment components and smart sub-systems for aerospace, defence and energy markets.

Meggitt Sensing Systems is the operating division of Meggitt specializing in sensing and monitoring systems, which has operated through its antecedents since 1927 under the names of ECET, Endevco, Ferroperm Piezoceramics, Lodge Ignition, Sensorex, Vibro-Meter and Wilcoxon Research. Today, these operations are integrated under one strategic business unit called Meggitt Sensing Systems, headquartered in Switzerland and providing complete systems, using these renowned brands, from a single supply base.

The Meggitt Sensing Systems facility in Fribourg, Switzerland was formerly known as Vibro-Meter SA, but is now Meggitt SA. This site produces a wide range of vibration and dynamic pressure sensors capable of operation in extreme environments, leading-edge microwave sensors, electronics monitoring systems and innovative software for aerospace and land-based turbo-machinery.



All statements, technical information, drawings, performance rates and descriptions in this document, whilst stated in good faith, are issued for the sole purpose of giving an approximate indication of the products described in them, and are not binding on Meggitt SA unless expressly agreed in writing. Before acquiring this product, you must evaluate it and determine if it is suitable for your intended application. Unless otherwise expressly agreed in writing with Meggitt SA, you assume all risks and liability associated with its use. Any recommendations and advice given without charge, whilst given in good faith, are not binding on Meggitt SA.

Meggitt Sensing Systems takes no responsibility for any statements related to the product which are not contained in a current Meggitt Sensing Systems publication, nor for any statements contained in extracts, summaries, translations or any other documents not authored by Meggitt Sensing Systems. We reserve the right to alter any part of this publication without prior notice.

In this publication, a dot (.) is used as the decimal separator and thousands are separated by thin spaces. Example: 12345.67890.

Sales offices

Meggitt Sensing Systems has offices in more than 30 countries. For a complete list, please visit our website.



ISO 9001
FS 584089



Your local agent

Head office

Meggitt SA
Route de Moncor 4
PO Box 1616
CH - 1701 Fribourg
Switzerland

Tel: +41 26 407 11 11
Fax: +41 26 407 13 01

www.meggittsensingssystem.com
www.vibro-meter.com